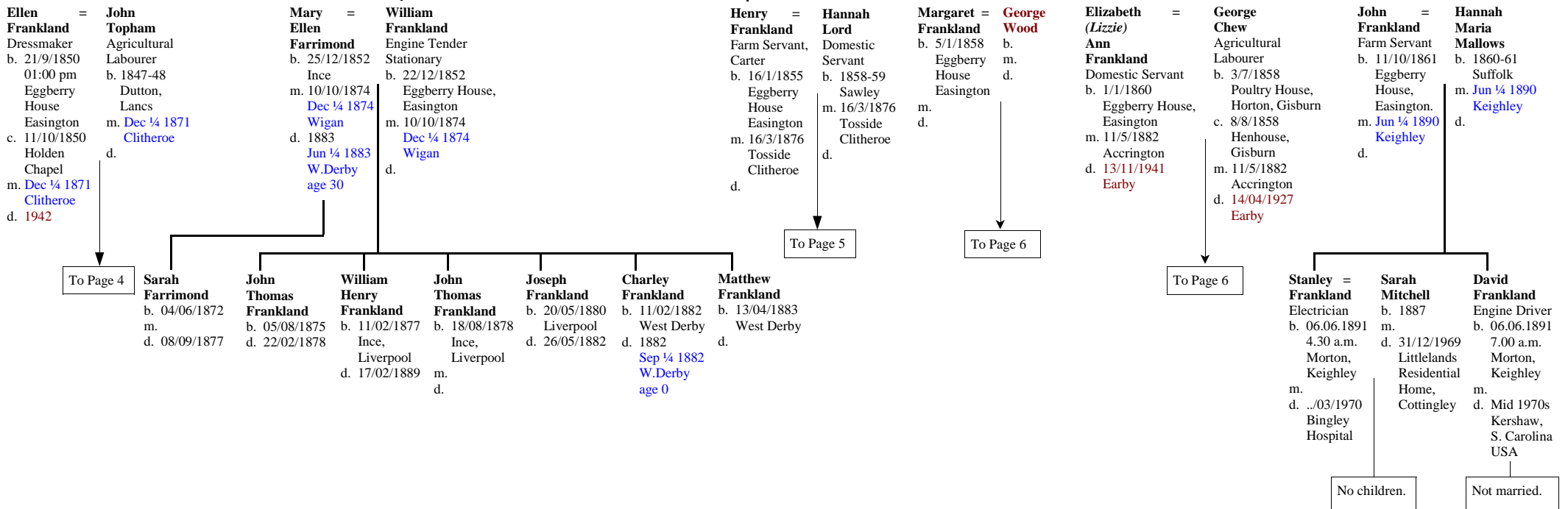


Page 1

John Frankland = **Margaret Slinger**
 Husbandman, Labourer, Farmer, Farmer's Hedger
 b. 1825
 Steeldands, Grindleton
 c. 20/03/1825
 Waddington
 m. 16/05/1850
 Slaidburn
 d. 1914
 bur. 04/08/1914
 Slaidburn

Margaret Slinger
 Daughter of Ambrose Slinger (farmer) and Elizabeth (Betty) Guy
 b. 28/05/1833
 Cocklett End, Easington
 c. 30/6/1833
 Cocklickend, (aka Cocklett End), Easington, Slaidburn
 m. 16/05/1850
 Slaidburn
 d. 04/03/1906
 bur. 08/03/1906
 St Andrews, Slaidburn

Page 3



Page 1

John Frankland = **Margaret Slinger**
 Husbandman, Labourer, Farmer, Farmer's Hedger b. 1825 Steeldands, Grindleton c. 20/03/1825 Waddington m. 16/05/1850 Slaidburn d. 1914 bur. 04/08/1914 Slaidburn

Margaret Slinger
 Daughter of Ambrose Slinger (farmer) and Elizabeth (Betty) Guy b. 28/05/1833 Cocklett End, Easington c. 30/6/1833 Cocklickend, (aka Cocklett End), Easington, Slaidburn m. 16/05/1850 Slaidburn d. 04/03/1906 bur. 08/03/1906 St Andrews, Slaidburn

Page 2

Moses Frankland = **Margaret Lawson**
 Farmer, Roadman b. 19/8/1866 Edge, Slaidburn m. 10/04/1890 St Bartholomew, Tosside d. 28/07/1947 Chatburn, nr Clitheroe bur. 31/07/1947 Christ Church Chatburn, nr Clitheroe

Margaret Lawson
 Daughter of Matthias Lawson (Farmer) and Jane Turner. Farm Servant b. 22/05/1868 Gisburn Forest, Slaidburn m. 10/04/1890 St Bartholomew, Tosside d. 06/05/1944 Chatburn, nr Clitheroe bur. 10/05/1944 Christ Church Chatburn, nr Clitheroe

To Page 7

Millicent Frankland = **William Chew**
 b. 25/11/1867 Edge, Slaidburn m. 09/02/1889 Grindleton d. 02/03/1952 Rose Cottage, Micklethwaite, Bingley bur. 05/03/1952 Sandbeds Cemetery, Bradford Rd, Keighley

See Chew Family Tree

Jane Frankland = **John Heaton**
 Domestic Servant b. 10/2/1870 Edge, Slaidburn m. Dec ¼ 1890 Clitheroe d.

To Page 8

David Frankland = **Eleanor Ormerod**
 Farmer's Milkman b. 12/6/1871 Edge, Slaidburn m. 1889 Fence, Burnley Jun ¼ 1899 Burnley d. 15/06/1927 bur. 18/06/1927 Inghamite Chapel Wheatley Lane, near Burnley

To Page 9

Joseph Frankland = **Grace**
 b. 18/12/1872 Edge, Slaidburn m. d. 5/3/1969

To Page 11

Charity Frankland
 b. 11/10/1874 Edge, Slaidburn m. d.

William (Bill) (Willie) Frankland = **Margaret (Maggie) Frankland** = **John Frankland**
 b. 1907 m. d.
 b. 1901 m. d. 1992
 b. m. d.

To Page 9

Ambrose Slinger Frankland
 b. 26/08/1876 Edge, Slaidburn d. 18/04/1878 bur. 22/04/1878 Slaidburn Parish Church

Page 2

Ellen Frankland = **John Topham**
 Dressmaker Agricultural Labourer
 b. 21/9/1850 b. 1847-48
 01:00 pm
 Eggberry House Dutton, Easington, Lancs
 c. 11/10/1850 m. Dec ¼ 1871
 Holden Chapel Clitheroe
 m. Dec ¼ 1871 d.
 Clitheroe
 d. 1942

Henry (Harry) Topham =
 Cattleman, Farm Labourer
 b. 1869-70 m.
 Slaidburn d.

Ann (Annie) Topham = **John Graham Sewell**
 b. 28/04/1872 b. 04/12/1864
 Slaidburn Farmer
 m. Dec ¼ 1893 Ellomby, Cumberland
 Rochdale m. Dec ¼ 1893
 d. 01/09/1950 Rochdale
 d. 12/10/1941

Margaret E. Topham
 b. 1873-74
 Warrington
 m.
 d.

Sarah J. (Sallie) Topham =
 b. 1875-76 m.
 Orford, Lancs d.
 m.
 d.

John Topham =
 Farm Labourer b.
 b. 1886-87 m.
 Clayton d.
 le Dale
 m.
 d.

Gladys Topham =
 b. 1890-91 b.
 Rochdale m.
 m. d.
 d.

To Page 13

Madge Topham =
 b. m. d.
Leonard Topham =
 b. m. d.
Connie Topham =
 b. m. d.
Harry Topham =
 b. m. d.

John =
 b. m. d.
Gladys =
 b. m. d.

Had 4 children

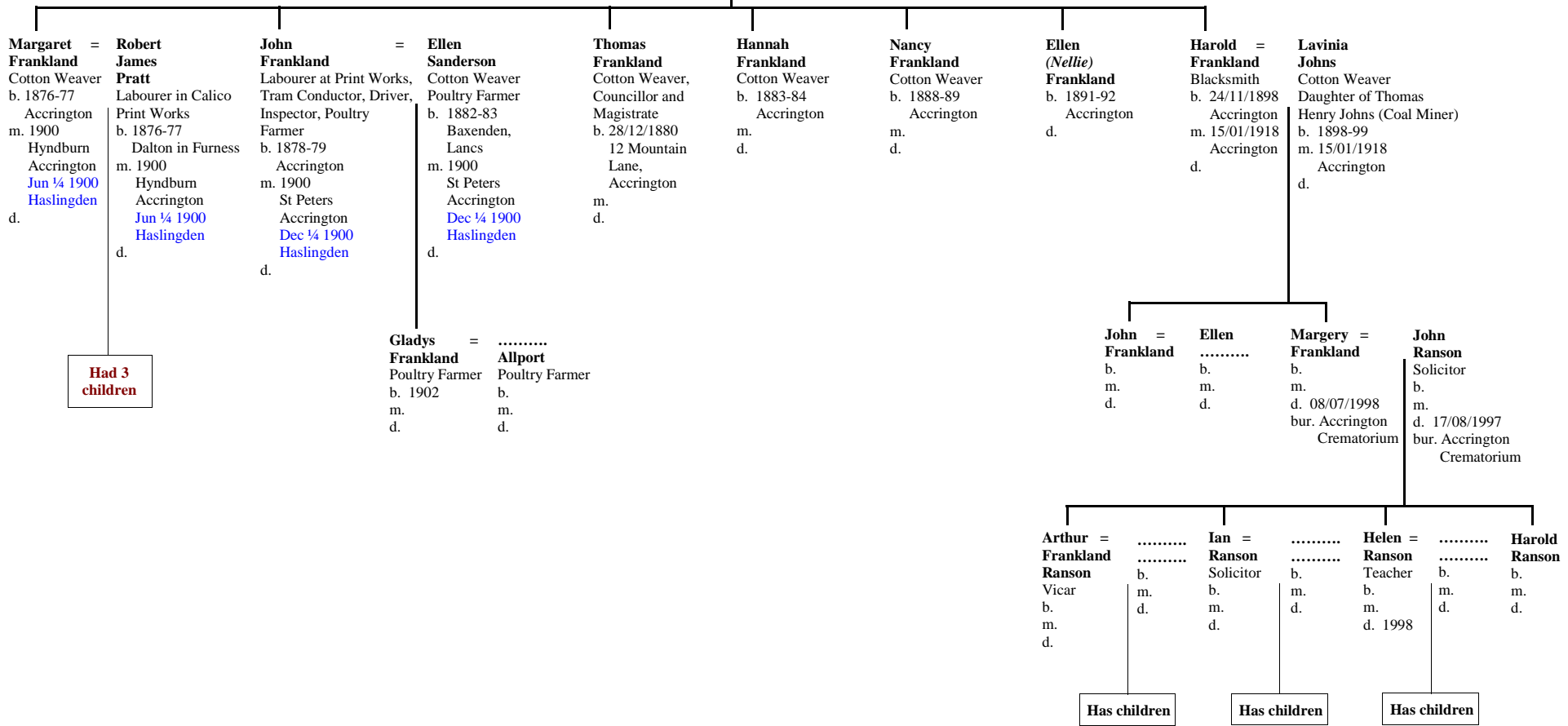
Had 6 children

Joan Topham b. m. d.
Betty Topham b. m. d.
Jim b. m. d.
Donald b. m. d.
Rosamund Topham b. m. d.
Peter Topham b. m. d.
David Topham b. m. d.

Beryl
 b. m. d.

Page 2

Henry = Hannah Frankland = Lord
 Farm Servant, Domestic
 Carter Servant
 b. 16/1/1855 Eggberry House Easington m. 16/3/1876 Tosside Clitheroe d.
 b. 1858-59 Sawley Tosside Clitheroe d.



Page 2

Margaret = George
Frankland = Wood
 b. 5/1/1858 b.
 Eggberry m.
 House d.
 Easington
 m.
 d.

Lizzie Wood b. m. d.	Thomas Wood b. m. d.	John Wood b. m. d.	Joseph Wood b. m. d.	Annie Wood b. m. d.	Millicent Wood b. m. d.	Margaret Wood b. m. d.	Suzannah Wood b. m. d.	Nellie Wood b. m. d.
--	--	--	--	---	---	--	--	--

Page 2

Elizabeth = George
(Lizzie) = Chew
Ann Frankland Agricultural
 Domestic Servant Labourer
 b. 1/1/1860 b. 3/7/1858
 Eggberry House, Poultry House,
 Easington Horton, Gisburn
 m. 11/5/1882 c. 8/8/1858
 Accrington Henhouse,
 d. 13/11/1941 m. 11/5/1882
 Earby Accrington
 d. 14/04/1927
 Earby

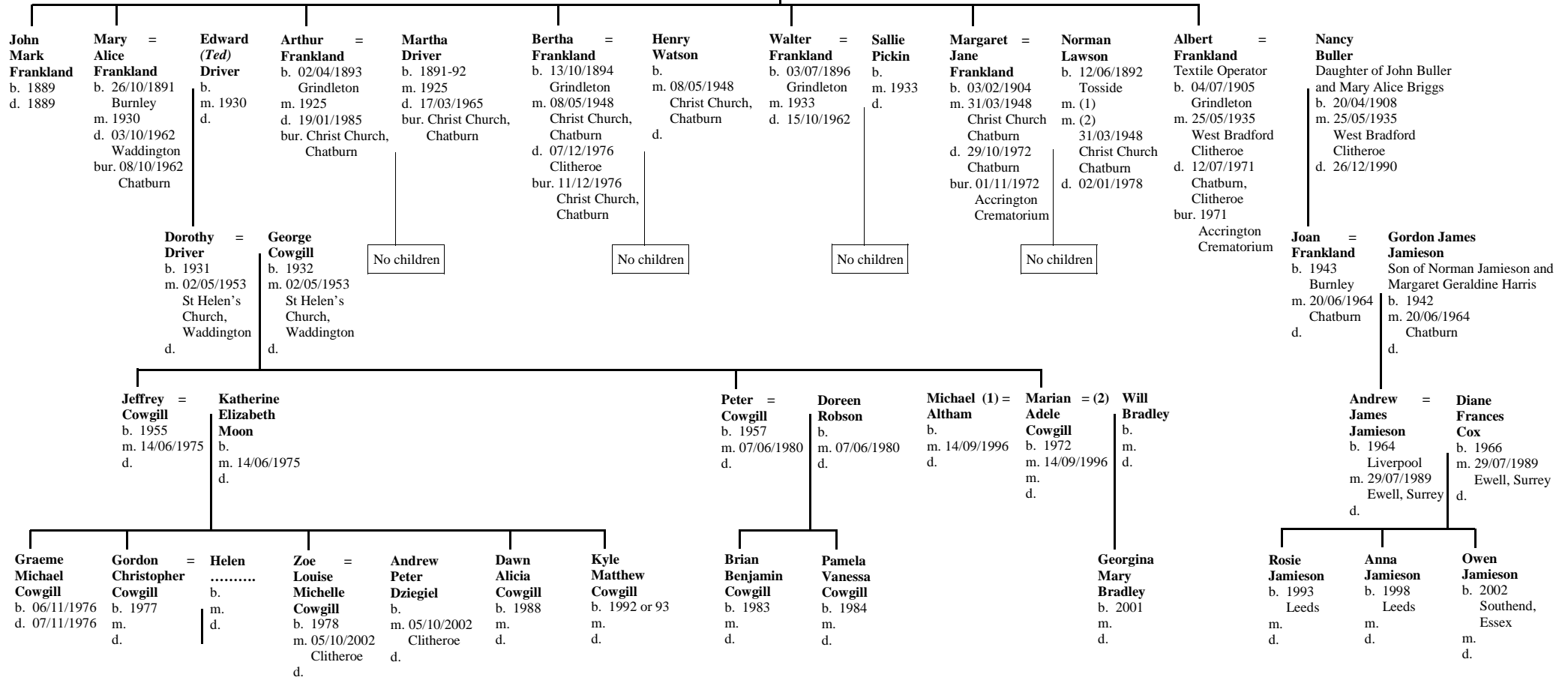
Sarah = Hartley
Ellen = Brown
Frankland b.
 b. 04/08/1878 m. Dec ¼ 1902
 Accrington Skipton
 m. Dec ¼ 1902 d.
 Skipton
 d. 05/12/1955

Sylvia May Brown b. 17/12/1902 m. d. c1909	Lilian Irene Brown b. 31/07/1904 m. d. c1938	Elsie Ann Brown b. 1905 m. d.	James Neville Brown b. 1907 m. d. c1978
--	--	---	---

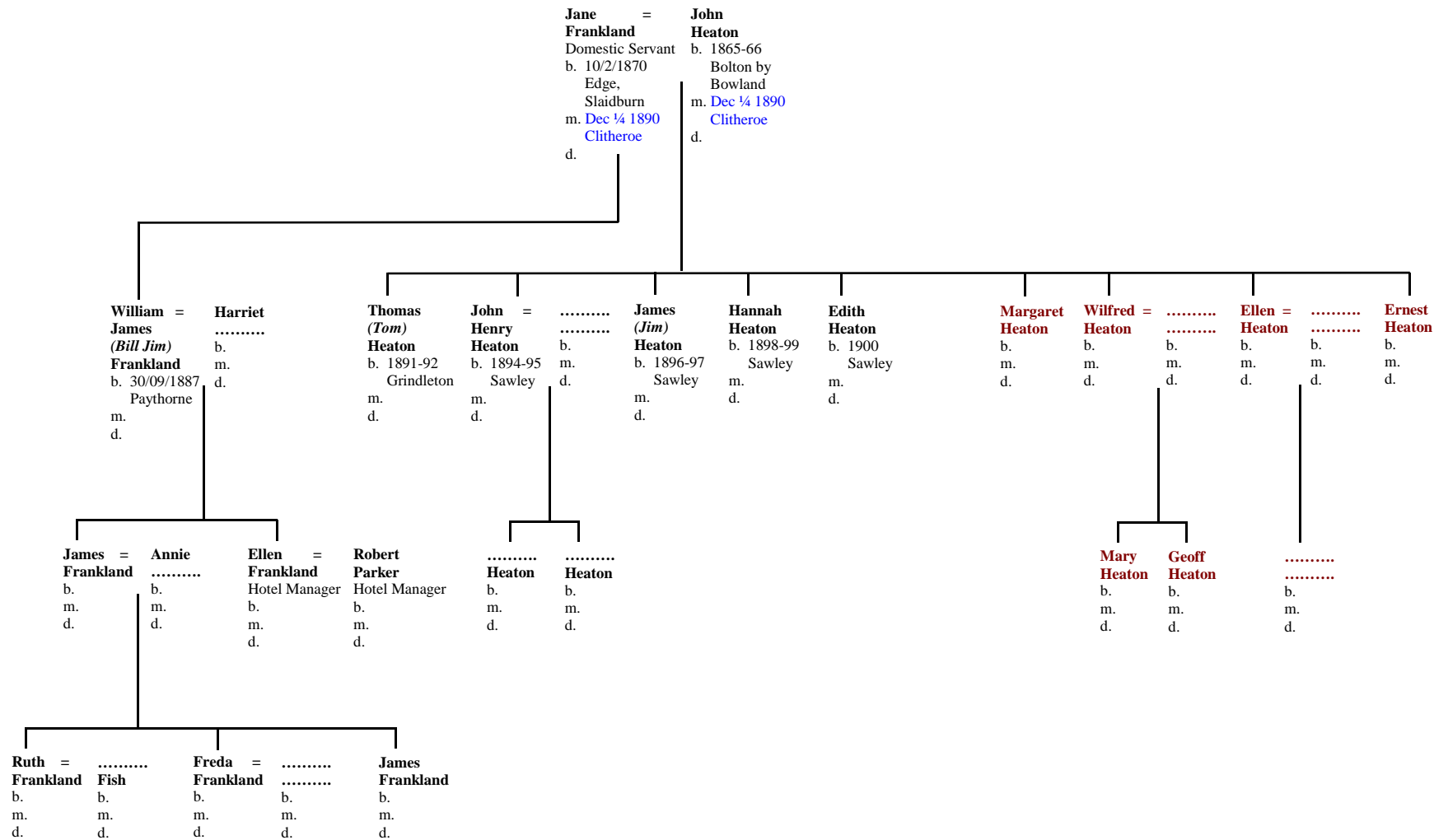
See Chew Family Tree
 for other children of
 George Chew and
 Elizabeth Ann
 Frankland

Page 3

Moses Frankland = **Margaret Lawson**
 Farmer, Roadman b. 19/8/1866 Edge, Slaidburn m. 10/04/1890 Tosside d. 28/07/1947 Chatburn, nr Clitheroe bur. 31/07/1947 Christ Church Chatburn, nr Clitheroe
 Daughter of Matthias Lawson (Farmer) and Jane Turner. Farm Servant b. 1867-68 Gisburn Forest, Slaidburn m. 10/04/1890 Tosside d. 06/05/1944 Chatburn, nr Clitheroe bur. 10/05/1944 Christ Church Chatburn, nr Clitheroe



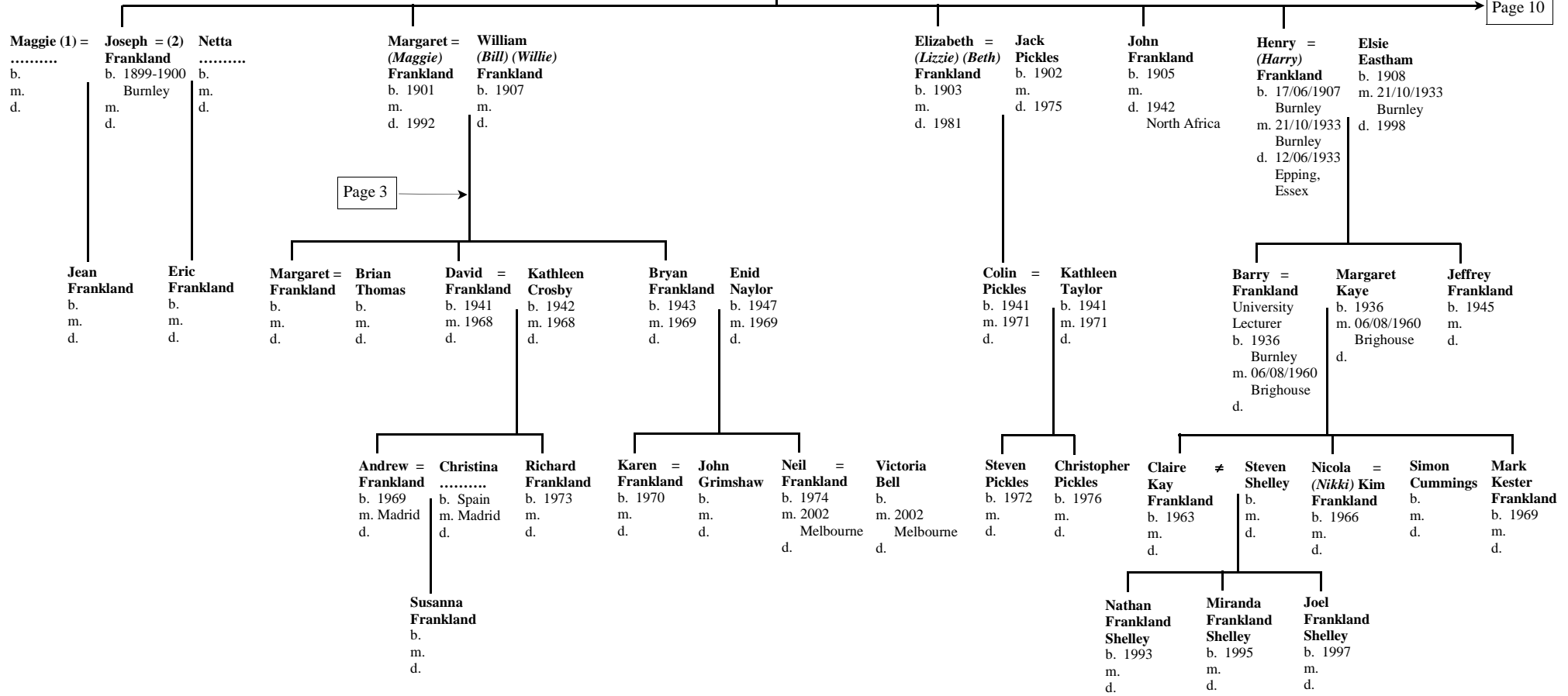
Page 3



Page 3

David Frankland = **Eleanor Ormerod**
 Farmer's Milkman b. 1875-76
 b. 12/6/1871 Quernmore,
 Edge, nr Lancaster
 Slaidburn m. Jun ¼ 1899
 Burnley
 d. 15/06/1927 d. 02/07/1957
 bur. 18/06/1927 bur. 05/07/1957
 Inghamite Chapel Inghamite Chapel
 Wheatley Lane, Wheatley Lane,
 near Burnley near Burnley

Page 10



The Frankland Family Tree

Page 3

David Frankland = **Eleanor Ormerod**
 Farmer's Milkman b. 1875-76
 b. 12/6/1871 Edge, Slaidburn nr Lancaster
 m. d. 02/07/1957
 d. 15/06/1927 bur. 05/07/1957
 bur. 18/06/1927 Inghamite Chapel
 Inghamite Chapel Wheatley Lane,
 Wheatley Lane, near Burnley

Page 9

Eleanor (Nellie) Frankland = **Ephraim Latimer**
 b. 1909
 b. 25/08/1909 m.
 m. d. 1978
 d. 30/03/2003
 North Wales

David Latimer
 b. 1944
 Burnley
 m.
 d.

Tom Frankland
 b. 1911
 m.
 d. 1913

David Frankland = **Betty Jones**
 b. 1913 b.
 m. m.
 d. d.

Christine Frankland = **Ian Lonsdale**
 b. b.
 m. m.
 d. d.

John Lonsdale **Timothy Lonsdale**
 b. b.
 m. m.
 d. d.

Mary Alice Frankland = **Albert Coates**
 b. b.
 b. 1916 m.
 m. d.
 d. 2001

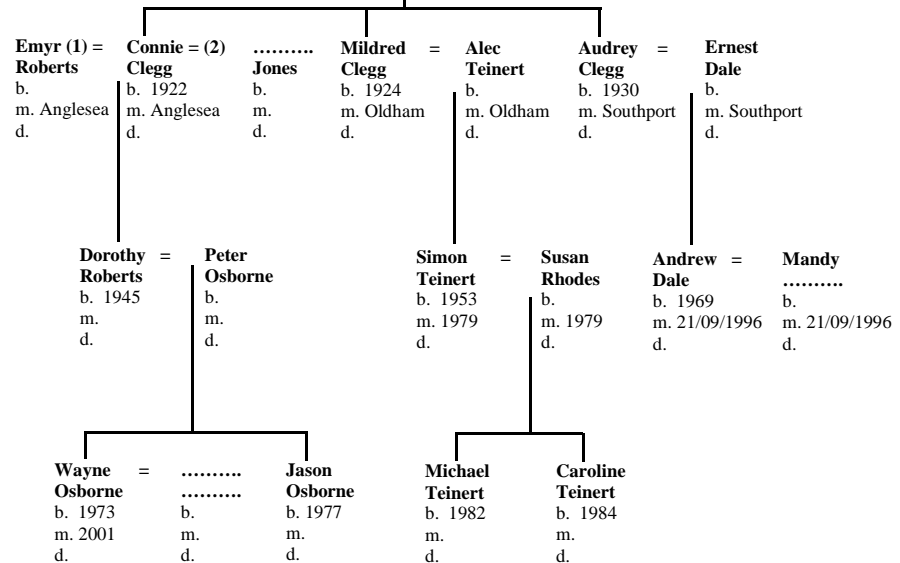
Sheila Coates
 b.
 m.
 d.

Page 4

Ann = John
(Annie) **Graham**
Topham Sewell
 b. 28/04/1872 Farmer b. 04/12/1864
 Slaidburn Ellomby
 m. Dec ¼ 1893 Cumberland
 Rochdale m. Dec ¼ 1893
 d. 01/09/1950 Rochdale
 d. 12/10/1941

Mary = Wilfred
Ellen (Nellie) Clegg
Sewell
 b. 07/03/1895 b.
 Rochdale m.
 m. d.
 d. 02/09/1984

Page 14



Page 4

Ann = John
(Annie) Graham
Topham Sewell
 b. 28/04/1872 b. 04/12/1864
 Slaidburn m. 1894-95
 m. 1894-95 d. 12/10/1941
 d. 01/09/1950

Page 13

Page 15

Jessie (1) = John = (2) Edith
Crossfield Graham
Sewell
 b. 25/01/1896 b. 05/10/1896 b.
 m. Rochdale m.
 d. m.
 d. 28/04/1967
 Preston

Isobelle = Samuel
(Belle) Garside
Sewell
 b. 1921 b. 1917
 m. 05/07/1941 m. 05/07/1941
 d. d.

Renee (1) = Jack = (2) Susan
..... Sewell
 b. b. 1927
 m. 11/09/1951 m. 11/09/1951
 div. 03/1972 m. 03/05/1972
 d. d.

Graham = Myra
Sewell Johnson
 b. 26/05/1933 b. 09/09/1947
 m. 09/09/1947 m. 09/09/1947
 d. 23/05/1993 d.

Margaret = Keith
Garside Gorton
 b. 1942 b.
 m. 02/01/1968 m. 02/01/1968
 d. d.

Joan = Fred
Garside Gowers
 b. 1944 b.
 m. 26/08/1967 m. 26/08/1967
 d. d.

Elizabeth = Peter
Garside Holt
 b. 1949 b.
 m. 22/08/1970 m. 22/08/1970
 d. d.

John = Ian
Anthony Graham
Sewell Sewell
 b. 1955 b. 1958
 m. m.
 d. d.

Mark = Katy
William Jane
Sewell Sewell
 b. 1973 b. 1975
 m. m.
 d. d.

Anne = Barry
Sewell Hesling
 b. 1949 b.
 m. 22/03/1969 m. 22/03/1969
 d. d.

Adopted

Nicholas = Christopher
Gorton Gorton
 b. 1970 b. 1973
 m. m.
 d. d.

Karen = Dene
Joanne Beardwell
Gowers
 b. 1969 b.
 m. 09/11/1991 m. 09/11/1991
 d. d.

Ian = Shirley
Chapman Evans
Gowers
 b. 1971 b. 1964
 m. m.
 d. d.

David = John
Gowers
 b. 1972
 m.
 d.

Samantha = Chloe
Holt Holt
 b. 1982 b. 1988
 m. m.
 d. d.

Adam = Connor
Ross Matthew
Beardwell Beardwell
 b. 1994 b. 1996
 m. m.
 d. d.

Lauren = Melissa
Gowers
 b. 1995
 m.
 d.

Page 4

Ann = John
(Annie) **Graham**
Topham **Sewell**
 b. 28/04/1872 b. 04/12/1864
 Slaidburn m. 1894-95
 m. 1894-95 d. 12/10/1941
 d. 01/09/1950

Page 14

Page 16

Sarah = Robert
(Sallie) Jane **Allaby**
Sewell
 b. 02/12/1897 m. 28/01/1922
 Rochdale d. 1968
 m. 28/01/1922 Preston
 d. 14/05/1986 Rochdale

William = Gladys
Henry **Wood**
Sewell **Seewell**
 b. 16/09/1899 b. 23/11/1904
 Rochdale m.
 d. 21/04/1993
 m. d. 21/08/1969 Preston
 d. 21/08/1969 Preston

Charlie = Ena
Topham **Grindrod**
Sewell
 b. 26/05/1901 b. 30/08/1905
 m. 16/04/1939 m. 16/04/1939
 d. 02/08/1982 d. 16/03/1972
 Rochdale Littleborough

Annie = Thomas
Elizabeth **Fletcher**
Sewell **Kilpatrick**
 b. 25/11/1903 b.
 m. m.
 d. 10/07/1987 d.
 Rochdale

John
Allaby
 b.
 d. infancy

Margaret = Keith
Sewell **Clark**
 b. 1945 **Malcolm**
 m. 06/03/1964 b.
 d. m. 06/03/1964
 d.

Marian = James (Jim)
Sewell **Fuller**
 b. 1940 b. 1927
 m. 23/05/1970 m. 23/05/1970
 d. d.

James
Keith
Sewell
 b. 1943
 d. 02/1944

Beryl (1) = Charles = (2)
Bamford **Fletcher**
Kilpatrick
 b. b. 03/07/1930
 m. 19/02/1955 m. 19/02/1955
 d. div. 1988
 m. 1988
 d. 10/07/2000

Clare
Whatmough
 b.
 m. 1988
 d.

Betty = Neville
Kilpatrick **Ashworth**
 b. 1932 b.
 m. 08/06/1963 m. 08/06/1963
 d. d.

Clare = David
Louise **Large**
Malcolm b.
 b. 1969 m. 21/09/1996
 m. 21/09/1996 d.
 d.

Richard
Clark
Malcolm
 b. 1971
 m.
 d.

Shirley
Anne
Fuller
 b. 1971
 m.
 d.

Robert
Charles
Fuller
 b. 1973
 m.
 d.

Ian = Jane
Charles **Kilpatrick**
Kilpatrick
 b. 1957 b.
 m. m.
 d. d.

Gwen
Kilpatrick
 b. 1959
 m.
 d.

Jane = Robert
Elizabeth **Cooksey**
Ashworth b.
 b. 1964 m. 06/03/1993
 m. 06/03/1993 d.
 d.

Tessa = Don
Ashworth **Fryer**
 b. 1967 b.
 m. 11/04/1994 m. 11/04/1994
 d. d.

Samuel
Charles
Kilpatrick
 b. 2000
 m.
 d.

Jackson
Kilpatrick
 b. 1994
 m.
 d.

Oliver
Lochmohr
Cooksey
 b. 1996
 m.
 d.

Georgia
Elizabeth
Cooksey
 b. 1998
 m.
 d.

Page 4

Ann = John
(Annie) **Graham**
Topham **Sewell**
b. 28/04/1872 b. 04/12/1864
Slaidburn m. 1894-95
m. 1894-95 d. 12/10/1941
d. 01/09/1950

Page 15

Isabelle = William
Sewell **Valentine**
b. 26/09/1904 b. 30/06/1899
m. 08/04/1939 m. 08/04/1939
d. 29/11/1996 d. 23/12/1972
Rochdale

Ernest
Sewell
b. 22/07/1906
m.
d. 25/07/1929
Rochdale
(Killed on
motorbike)

Alice
Sewell
b. 30/06/1910
m.
d. 13/01/1979
Rochdale

Jessie = James
Sewell **Fielden**
b. 15/11/1912 b. 1926
m. 07/02/1942 m. 07/02/1942
d. 16/10/1994 d.
Rochdale

Donald = Joyce
Valentine **Howarth**
b. 1930 b.
m. m.
d. d.

Jeffrey = Janet
Valentine **Holland**
b. 1954 b.
m. m.
d. d.

Sarah
Elizabeth
Valentine
b. 1983
m.
d.

Lucy
Charlotte
Valentine
b. 1987
m.
d.

Page 1

Anne Frankland = **John Lofthouse**
 Farmer Farmer
 b. 1829 b. Hazelhead,
 Grindleton Rimmington
 c. 29/11/1829 c. 17/10/1830
 Waddington Bolton by Bowland
 m. 25/08/1855 m. 25/08/1855
 Clitheroe Clitheroe
 St Mary St Mary
 Sep ¼ 1855 Sep ¼ 1855
 Clitheroe Clitheroe
 d. d. 1891-1901

